



Cover page

Living Room



Is a musty odor detected?

Yes

No

N/A

Add notes

Upload media

What is the relative humidity?

Normal (<50%)

Above Normal (50-59%)

Elevated (60-69%)

Severe (>70%)

Add notes

Upload media

What type of walls are observed?

Finish with Drywall

Concrete

Fieldstone

CMU Block

Mass Timber (Rare)

Other



INDOOR DOCTOR MUP

Indoor Doctor is an app designed to simplify inspector visits at clients' homes. Its main purpose is to perform thorough inspections, attach a detailed list of recommendations and solutions for each inspection, and identify additional products and services the home needs to stay well-maintained.

Technologies:

Frontend - React.js, typescript, PWA, workbox, service workers, redux, tinymce, ant design, react-to-pdf

Backend - Node.js, nest.js, typescript, postgresSQL

Infrastructure - AWS, S3, Docker, CI/CD

This application is an MVP. For this reason, in agreement with the client, we decided to save costs on custom design and the more expensive development required for implementing a custom design. Instead, we chose to use Ant Design and build the pages directly based on the wireframes.

3. As mentioned, the templates include questions and can have multiple levels of sub-questions as needed.

The screenshot shows a question template editor for the question "Are there signs of moisture damage / staining?". The template is structured as follows:

- Parent question: "Are there signs of moisture damage / staining?" (Required, Radio button)
- Sub-question 1: "Where are there signs of water damage?" (Required, Radio button)
- Sub-question 2: "What is the moisture content within water stained areas?" (Required, Radio button)
 - Option 1: "Normal (<14%)" (Green)
 - Option 2: "Moderate (15-19%)" (Orange)
 - Option 3: "Elevated (>20%)" (Red)
- Sub-question 3: "Dry out or replace water damaged porous building materials" (Required, Text) - Triggered by "Elevated (>20%)"
- Sub-question 4: "Dry out or replace water damaged porous building materials" (Required, Checkboxes) - Triggered by "Moderate (15-19%)"
 - Option 1: "answer 1" (Yellow)
 - Option 2: "answer 2" (Green)
- Sub-question 5: "test 3" (Required, Radio button) - Triggered by "answer 1" of sub-question 4
 - Option 1: "answer 1" (Yellow)
 - Option 2: "answer 2" (Green)
- Sub-question 6: "test 4" (Required, Checkboxes) - Triggered by "answer 2" of sub-question 4
 - Option 1: "answer 1" (Yellow)
 - Option 2: "answer 2" (Green)
- Sub-question 7: "test 5" (Required, Text) - Triggered by "IF Option" of sub-question 6

4. The admin sets which sub-questions should appear depending on the inspector's answer to the parent question, based on multiple criteria.

The screenshot shows a question template editor for the question "Where are there signs of water damage?". The template is structured as follows:

- Parent question: "Where are there signs of water damage?" (Required, Radio button)
- Sub-question 1: "What is the moisture content within water stained areas?" (Required, Radio button)
 - Option 1: "Normal (<14%)" (Green)
 - Option 2: "Elevated (>20%)" (Red)
 - Option 3: "Moderate (15-19%)" (Orange)
- Sub-question 2: "Dry out or replace water damaged porous building materials" (Required, Text) - Triggered by "Elevated (>20%)"
- Sub-question 3: "Dry out or replace water damaged porous building materials" (Required, Checkboxes) - Triggered by "Moderate (15-19%)"
 - Option 1: "answer 1" (Yellow)
 - Option 2: "answer 2" (Green)
- Sub-question 4: "test 3" (Required, Radio button) - Triggered by "IF X < 100" of sub-question 3
 - Option 1: "answer 1" (Yellow)
 - Option 2: "answer 2" (Green)
- Sub-question 5: "test 4" (Required, Checkboxes) - Triggered by "IF answer 2" of sub-question 3
 - Option 1: "answer 1" (Yellow)
 - Option 2: "answer 2" (Green)
- Sub-question 6: "test 5" (Required, Text) - Triggered by "IF Option" of sub-question 5

5. Once all questions are added and the template is saved, the admin can preview how it will appear to the inspector.

This completes the admin's initial part of the process.

View Template

Attic

How old is the roof?

<5 years 5-10 years

>10 years

Was there ever previous ice damming or moisture intrusions?

Yes No

N/A

Where is the attic access?

Hallway Bedroom

Other Area

How is the attic accessed?

Pulldown Staircase Dormer

Scuttle Hole

Is the attic floored?

Yes No

N/A

What is the relative humidity?

Normal (>55%) Moderate (55-65%)

6. The inspector arrives at the property to be inspected. They create a new inspection by entering the basic details of the property and the owner.

IndoorDoctor

Users

Clients

Inspections

Templates

Ready answers

Products

Sample types

Summary results

Inspector

Select inspector

Select inspector

Date of Inspection

05-23-2025

Background information

Background information

Client

Client

Laura Claesson Add new

Selected client details

First name: Laura

Last name: Claesson

Email: Laura.claesson@yahoo.com

Phone: 17815075160

Company name:

CC:

Property

Type

Residential

Address line 1

Write address line

Address line 2

Write address line 2

City

Write city

State

Choose a state

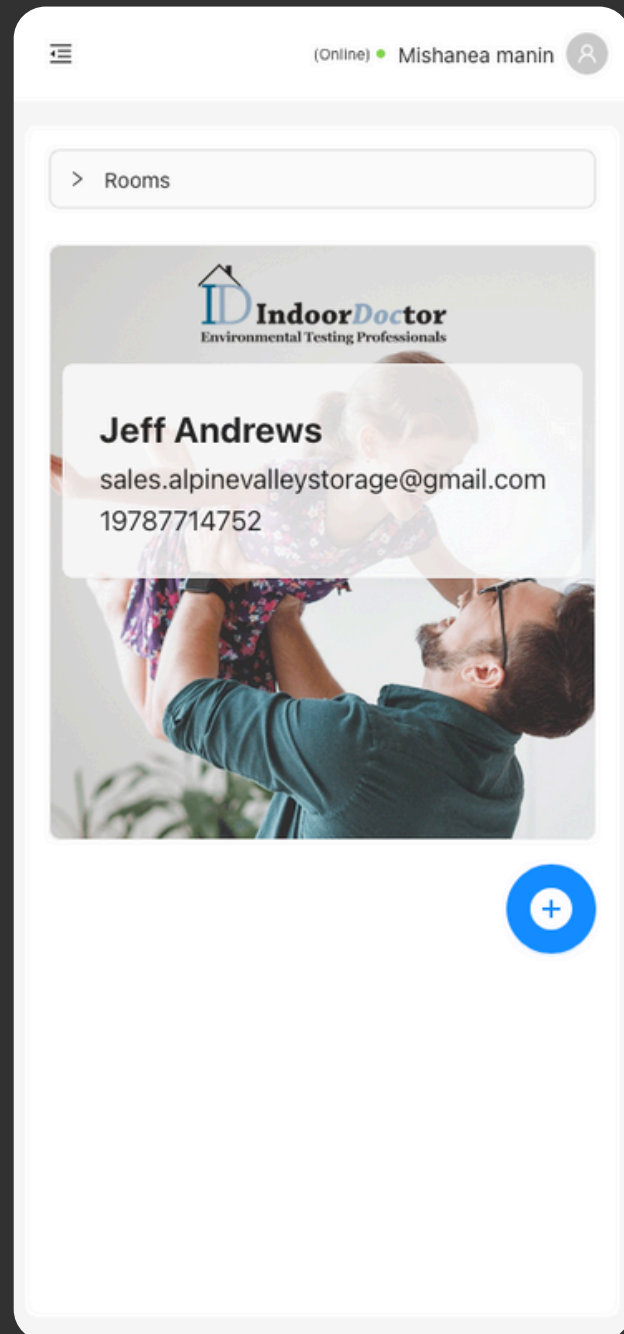
Zip

Write zip code

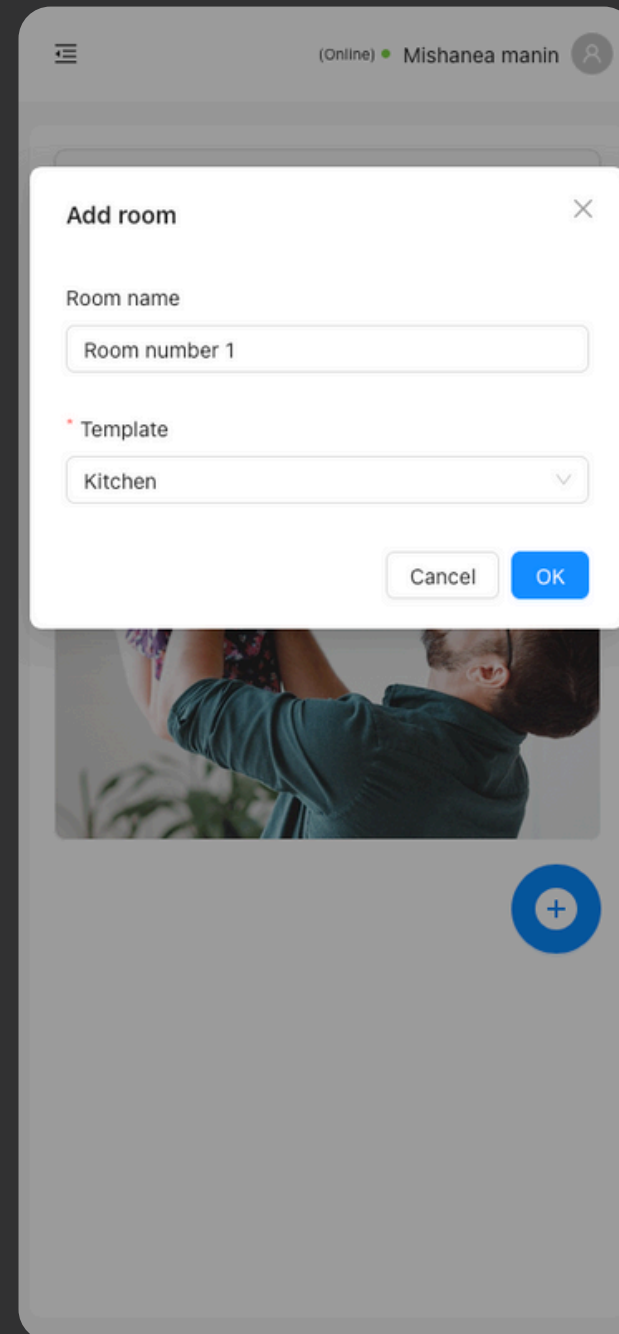
Save

The application was originally designed for inspectors to complete inspections using Microsoft Surface devices. However, up until now, they have been using only their phones. Since the app is a PWA, they can install it on their phones and open it like a regular app. Therefore, I have decided to attach screenshots in phone size moving forward.

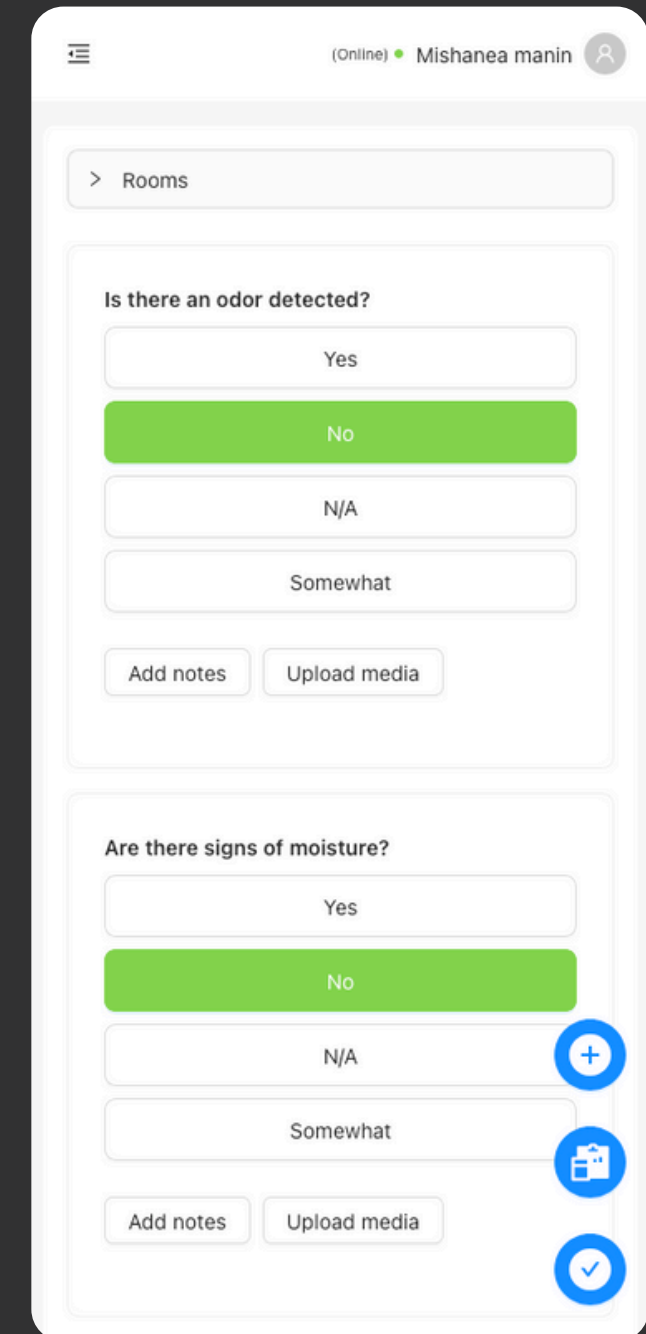
7. After creating the inspection, the inspector is redirected to complete it. First, a cover page appears displaying the current rooms with a button to "Add Room."



8. If the inspector clicks this button, a modal appears where they enter the name of the new room and select a desired template.



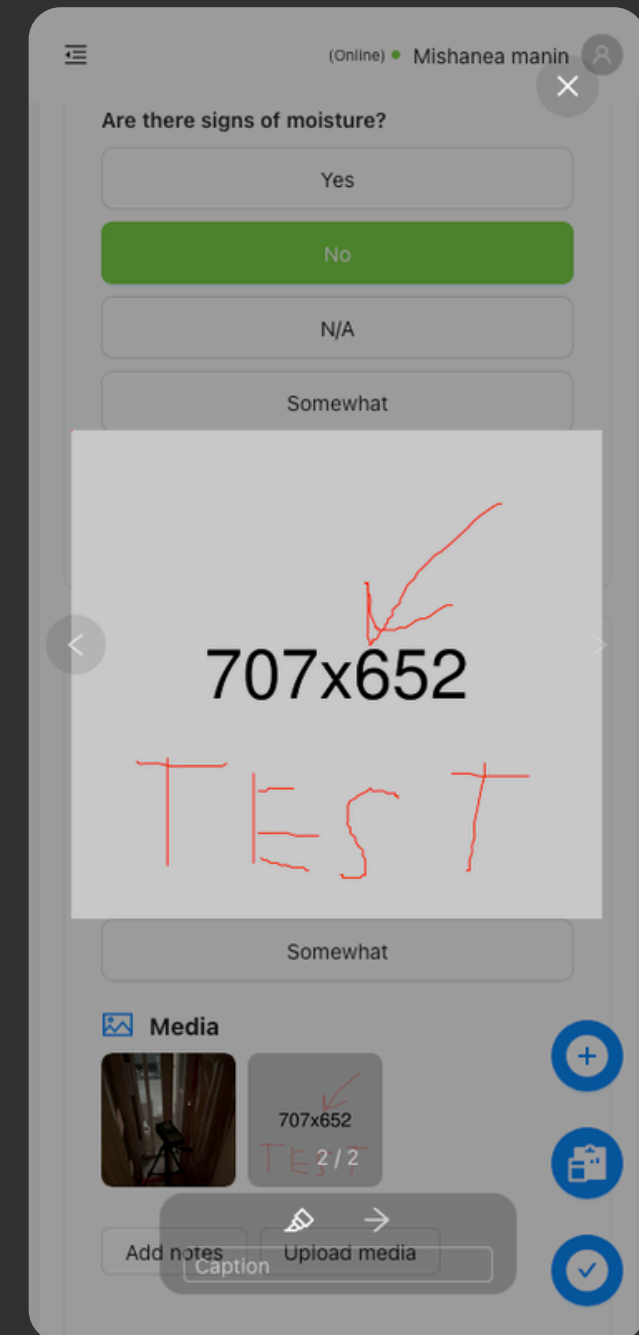

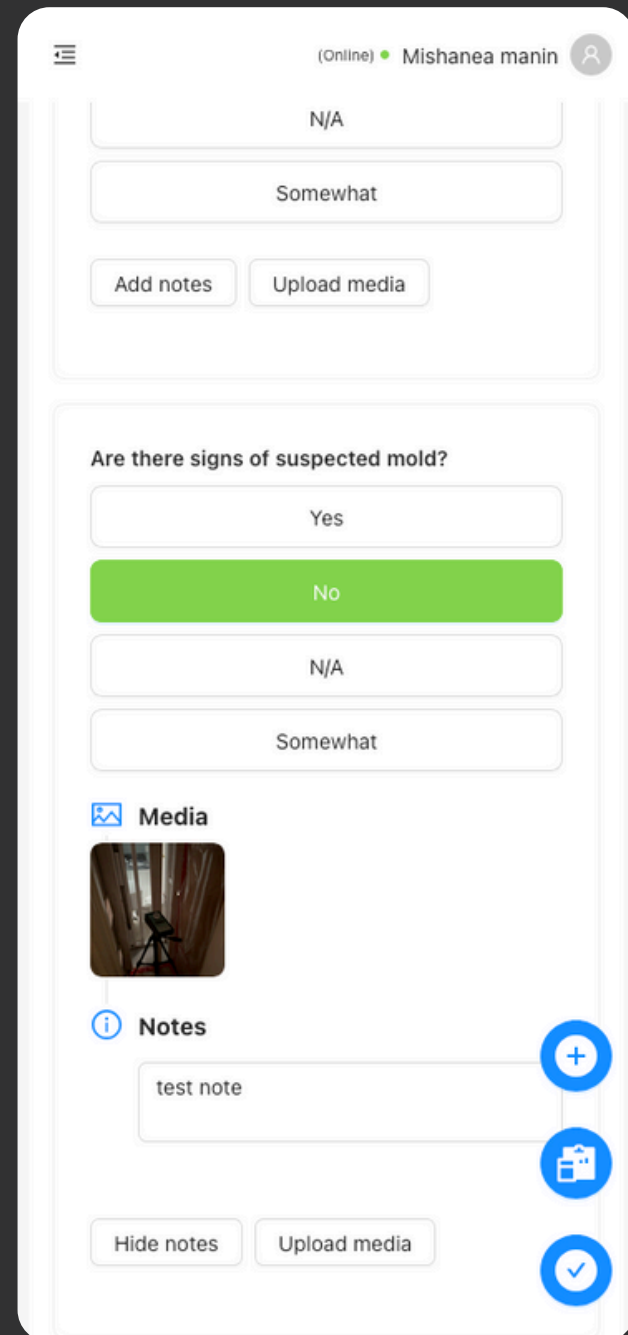
9. Next, the inspector progresses through the entire property, room by room, adding each new room to the inspection and answering each question as it appears according to the template.

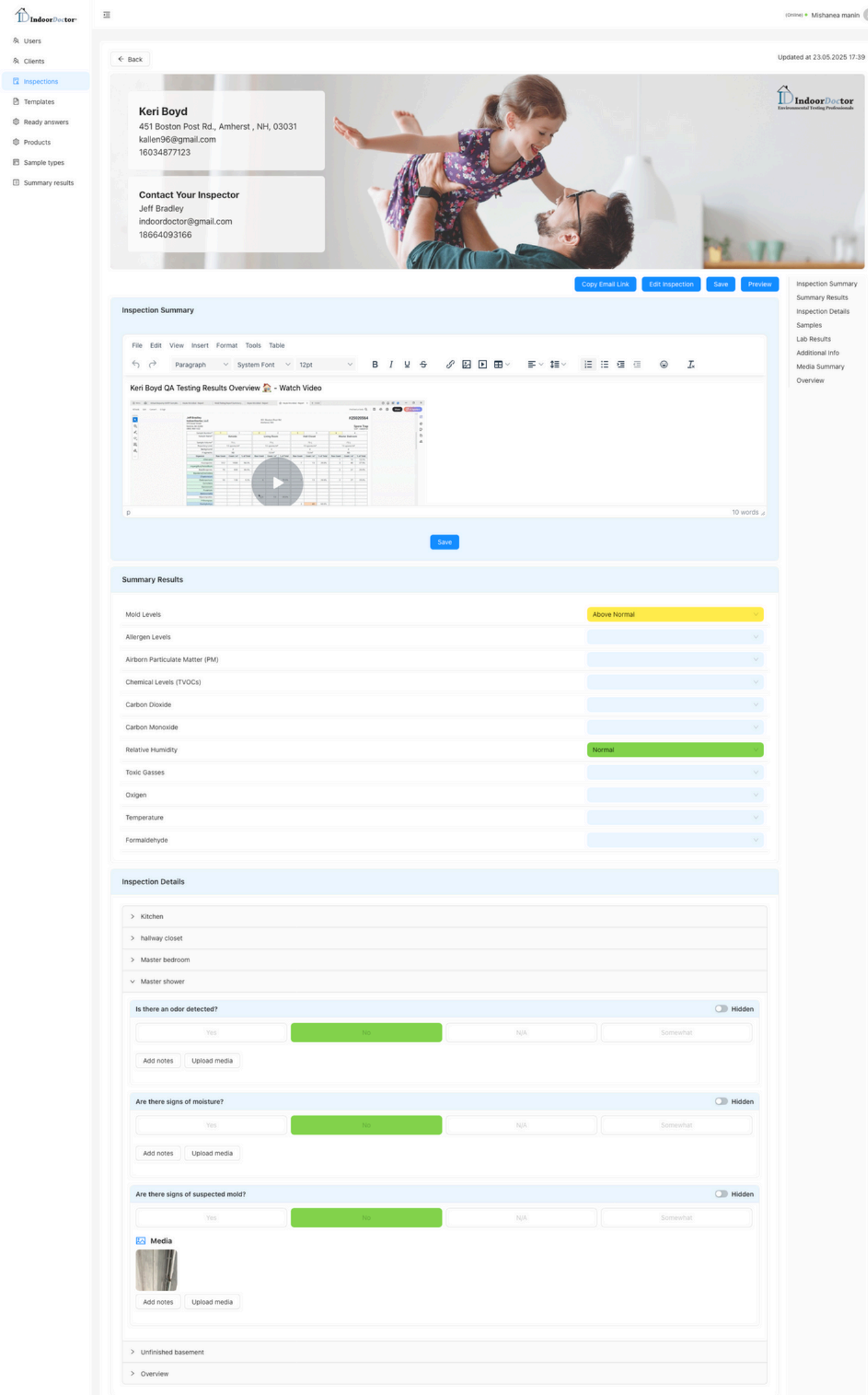


For each question, the inspector can also add media files, labels for the photos/videos, and notes.

There are additional logical entities on the page like samples and products, but we will not discuss those now.

Inspector can also draw something on photos or to set up a caption





10.

When finished, the inspector clicks the "Complete Inspection" button and is redirected to the inspection summary page.

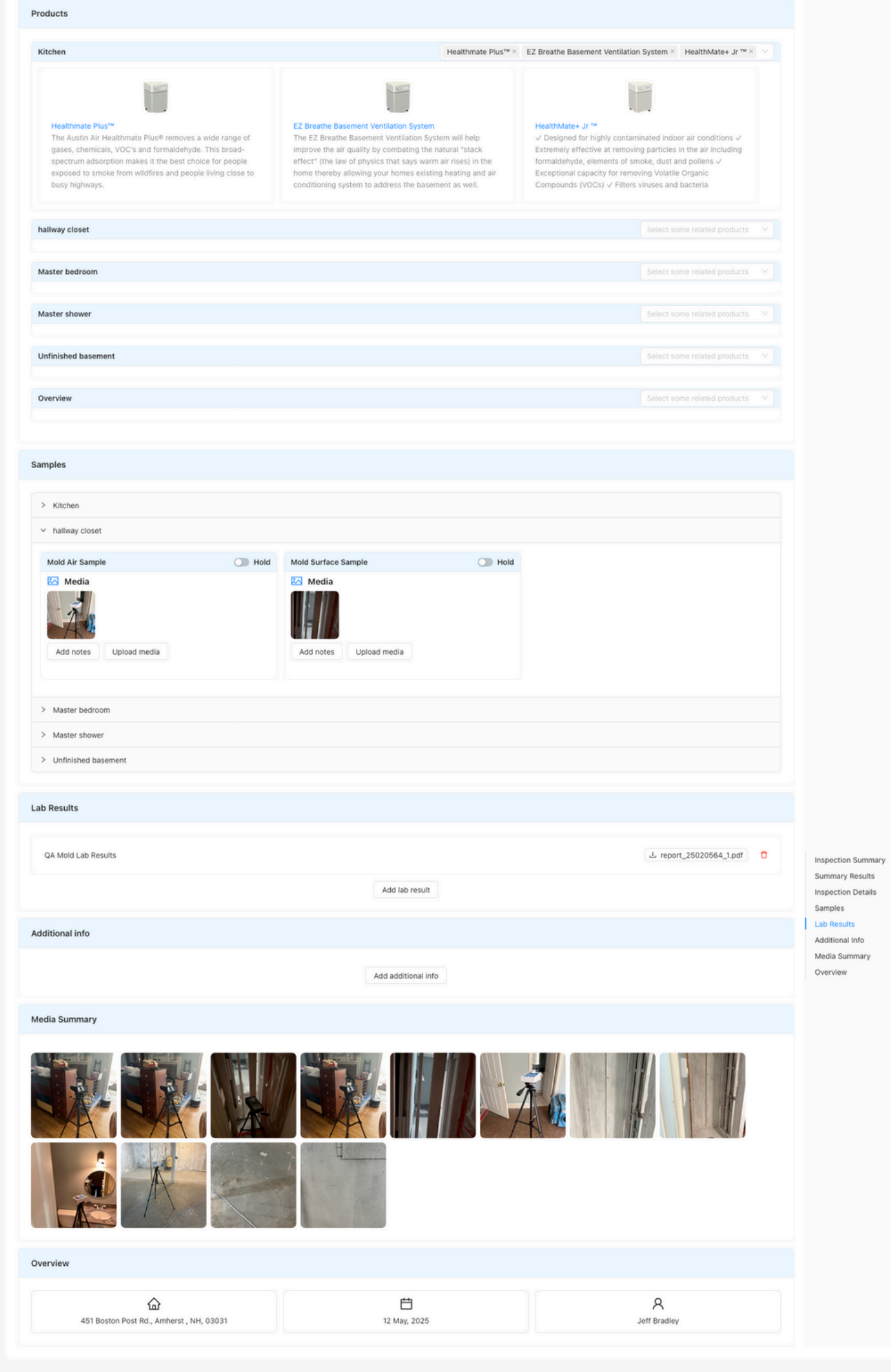
On the summary page, all the rooms completed in the inspection will be displayed. With each refresh, more and more data may appear. Guess why? **Read in the next slide**

11.

At the end of the workday, the inspector returns to the office to review all completed inspection summaries.

If needed, they can add any additional information, recommended products, lab results, samples, and so on.

After completing their review, the inspector changes the inspection summary status to "Approved by Agent."

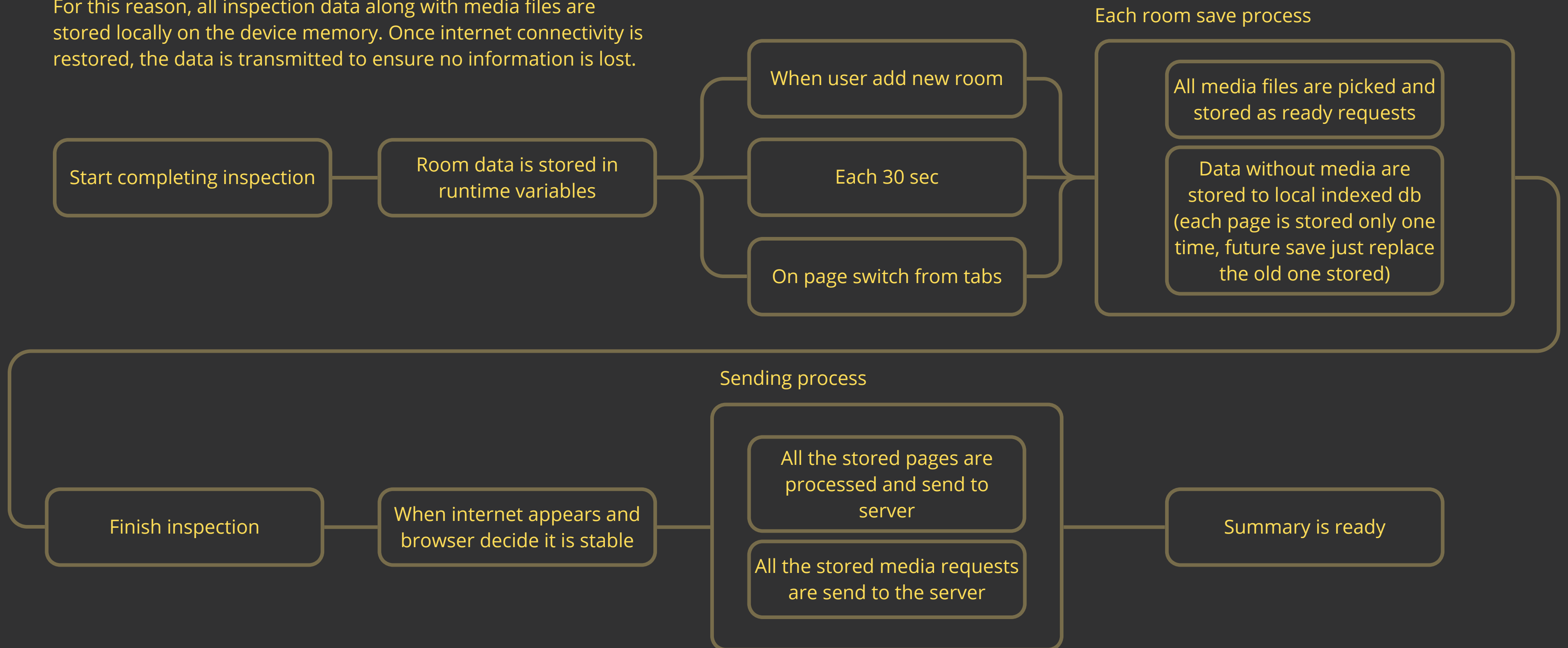


Inspection Summary
 Summary Results
 Inspection Details
 Samples
 Lab Results
 Additional Info
 Media Summary
 Overview

Offline Mode

One of the most important flows requested by our client is that inspection completion must work in offline mode. This means the inspector might lose internet connection at some point.

For this reason, all inspection data along with media files are stored locally on the device memory. Once internet connectivity is restored, the data is transmitted to ensure no information is lost.



12.

Returning to the admin's role, the following morning the admin reviews all summaries marked "Approved by Agent."

Inspector	Client	Address	Created	Updated	Status	Actions
Inspector Synthax dimitry+inspector@synthax.codes	Dimitry Bizga bizga.dima+testingq@gmail.com		05-24-2025	05-24-2025	In Progress	Continue
Jeff Bradley indoordoctor@gmail.com	Sheila Jones sheilakelleherjones1@gmail.com	6 Chase Rd Newbury MA	05-23-2025	05-23-2025	Sent to the client	View
Inspector Synthax dimitry+inspector@synthax.codes	Dimitry Bizga bizga.dima+testingq@gmail.com		05-21-2025	05-21-2025	Completed by agent	View
Jeff Bradley indoordoctor@gmail.com	Chris Morneault cmorneault@anagnost.com	207 Agnes Apt 203 Manchester NH 03766			Need Final Approval	View
Jeff Bradley indoordoctor@gmail.com	Keri Boyd kallen96@gmail.com	451 Boston Post Rd. Amherst NH 03031	05-12-2025	05-25-2025	Reviewed By Client	View
Jeff Bradley indoordoctor@gmail.com	David Visco david@yourbusinessmadeeasy.com	2 Dodier Ct Merrimack 03054	05-08-2025	05-14-2025	Reviewed By Client	View
Jeff Bradley indoordoctor@gmail.com	Laura Claesson Laura.claesson@yahoo.com	8 Seeley Sandown NH 03873	05-07-2025	05-14-2025	Reviewed By Client	View
Jeff Bradley indoordoctor@gmail.com	Amber Venne ambervenne@yahoo.com	108 Middlesex Rd Merrimack NH 03054	05-07-2025	05-10-2025	Reviewed By Client	View
Jeff Bradley indoordoctor@gmail.com	John Kellar jkellar@kellarassociates.com	83 Scotland Rd Newbury MA 01951	05-05-2025	05-23-2025	In Progress	Continue
Jeff Bradley	Tara Horne	14 Seapoint Rd			Reviewed By Client	View

13.

After verification, the admin also approves them.

Chris Morneault
207 Agnes , Apt 203 , Manchetser , NH, 03766
cmorneault@anagnost.com
16033619380

Contact Your Inspector
Jeff Bradley
indoordoctor@gmail.com
18664093166

IndoorDoctor
Environmental Testing Professionals

Updated at 14.05.2025 21:20

Edit Inspection Save Preview Approve



14.

Then, the admin sends the summary reports to the client.

The client receives a link via email or the admin can copy the link from the dashboard and send it directly.

Keri Boyd
451 Boston Post Rd., Amherst, NH, 03031
kallen96@gmail.com
16034877123

Contact Your Inspector
Jeff Bradley
indoordoctor@gmail.com
18664093166





MOLD LEVELS
Above Normal

RELATIVE HUMIDITY
Normal

Inspection Summary

Keri Boyd QA Testing Results Overview - Watch Video



Inspection Details

Kitchen

Is there an odor detected? No

Are there signs of moisture? No

Are there signs of suspected mold? No

hallway closet

Is there an odor detected? No

Are there signs of moisture? No

Are there signs of suspected mold? No

Media

Notes

test note

Master bedroom

Is there an odor detected? No

Are there signs of moisture? No

Are there signs of suspected mold? No

Master shower

Is there an odor detected? No

Are there signs of moisture? No

Are there signs of suspected mold? No

Media

Unfinished basement

Is there an odor detected? No

Are there signs of moisture? No

Are there signs of suspected mold? No

- Inspection Summary
- Summary Results
- Inspection Details
- Samples
- Lab Results
- Media Summary
- Overview

Top recommendations based on observations:

As a prudent measure, sanitize and coat the floor and framework with Fiberglock in the hall close area to include the plywood wall behind the vapor barrier. Schedule follow-up QA testing as needed.

15.

At the end the client can access the summary, see which options the inspector checked for each question on the form, view the attached files recommending the necessary standards, and see the recommended products for procurement.

And of course, the client can download the report as a PDF.

At this point main MVP flow ends. There is a lot more business logic to talk about, but for now, let's proceed with other applications.

Kitchen

Healthmate Plus™

The Austin Air Healthmate Plus® removes a wide range of gases, chemicals, VOC's and formaldehyde. This broad-spectrum adsorption makes it the best choice for people exposed to smoke from wildfires and people living close to busy highways.

[Buy Now](#)

EZ Breathe Basement Ventilation System

The EZ Breathe Basement Ventilation System will help improve the air quality by combating the natural "stack effect" (the law of physics that says warm air rises) in the home thereby allowing your homes existing heating and air conditioning system to address the basement as well.

[Buy Now](#)

HealthMate+ Jr™

✓ Designed for highly contaminated indoor air conditions ✓ Extremely effective at removing particles in the air including formaldehyde, elements of smoke, dust and pollen ✓ Exceptional capacity for removing Volatile Organic Compounds (VOCs) ✓ Filters viruses and bacteria


[Buy Now](#)

Samples

Kitchen

Mold Air Sample Hold


Media



hallway closet


Mold Air Sample Hold

Media



Mold Surface Sample Hold


Media



Master bedroom

Mold Air Sample Hold


Media



Master shower


Mold Surface Sample#2 Hold

Media



Mold Air Sample Hold


Media



Unfinished basement


Mold Air Sample Hold

Media




Mold Surface Sample Hold

Media



Mold Surface Sample#2 Hold


Media



Lab results

QA Mold Lab Results [Download report_25020564_1.pdf](#)

Media Summary



Overview

451 Boston Post Rd., Amherst, NH, 03031 | 12 May, 2025 | Jeff Bradley

Comments

Write a comment:

Write comment here

[Save Comment](#)

- Inspection Summary
- Summary Results
- Inspection Details
- Samples
- Lab Results
- Media Summary
- Overview